

DHARMESH PARIKH & CO.

CHARTERED ACCOUNTANTS

303/304, "Milestone", Nr. Drive-in-Cinema, Opp.T.VTower, Thaltej,
Ahmedabad-380 054. Phone: 91-79-27474466 Fax: 91-79-27479955

Independent Auditor's Report

To the Members of Adani Wind Energy (Gujarat) Private Limited (Formerly Duryodhana Developers Private Limited)
Report on the audit of the Standalone Financial Statements

Opinion

We have audited the accompanying Standalone Financial Statements of **Adani Wind Energy (Gujarat) Private Limited** ("the Company"), which comprise the Balance Sheet as at 31st March, 2019, the Statement of Profit and Loss (including other comprehensive income), the Statement of Cash Flows and the Statement of Changes in Equity for the year then ended, and a summary of significant accounting policies and other explanatory information (herein after referred to as "Standalone Financial Statements").

In our opinion and to the best of our information and according to the explanations given to us, the aforesaid standalone financial statements give the information required by the Companies Act, 2013 ("the Act") in the manner so required and give a true and fair view in conformity with the Indian Accounting Standards prescribed under section 133 of the Act read with the Companies (Indian Accounting Standards) Rules, 2015, as amended, ("Ind AS") and other accounting principles generally accepted in India, of the state of affairs of the Company as at March 31, 2019, the loss and total comprehensive loss, changes in equity and its cash flows for the year ended on that date.

Basis for Opinion

We conducted our audit of the standalone financial statements in accordance with the Standards on Auditing specified under section 143(10) of the Act (SAs). Our responsibilities under those Standards are further described in the Auditor's Responsibilities for the Audit of the Standalone Financial Statements section of our report. We are independent of the Company in accordance with the Code of Ethics issued by the Institute of Chartered Accountants of India (ICAI) together with the independence requirements that are relevant to our audit of the standalone financial statements under the provisions of the Act and the Rules made there under, and we have fulfilled our other ethical responsibilities in accordance with these requirements and the ICAI's Code of Ethics. We believe that the audit evidence we have obtained is sufficient and appropriate to provide a basis for our audit opinion on the standalone financial statements.

Management's Responsibility for the Standalone Financial Statements

The Company's Board of Directors is responsible for the matters stated in Section 134(5) of the Companies Act, 2013 ("the Act") with respect to the preparation and presentation of these Standalone Financial Statements that give a true and fair view of the financial position, financial performance including other comprehensive income, cash flows and changes in equity of the Company in accordance with the accounting principles generally accepted in India, including the applicable Indian Accounting Standards (Ind AS) prescribed under Section 133 of the Act, read with the Companies (Indian Accounting Standards) Rules, 2015, as amended.

This responsibility also includes maintenance of adequate accounting records in accordance with the provisions of the Act for safeguarding the assets of the Company and for preventing and detecting frauds and other irregularities; selection and application of appropriate accounting policies; making judgments and estimates that are reasonable and prudent; and design, implementation and maintenance of adequate internal financial controls, that were operating effectively for ensuring the accuracy and completeness of the accounting records, relevant to the preparation and presentation of the Standalone Financial Statements that give a true and fair view and are free from material misstatement, whether due to fraud or error.

In preparing the standalone financial statements, management is responsible for assessing the Company's ability to continue as a going concern, disclosing, as applicable, matters related to going concern and using the going concern basis of accounting unless management either intends to liquidate the Company or to cease operations, or has no realistic alternative but to do so.

The Board of Directors are responsible for overseeing the Company's financial reporting process.



DHARMESH PARIKH & CO.

CHARTERED ACCOUNTANTS

303/304, "Milestone", Nr. Drive-in-Cinema, Opp.T.VTower, Thaltej,
Ahmedabad-380 054. Phone: 91-79-27474466 Fax: 91-79-27479955

Independent Auditor's Report

RE: Adani Wind Energy (Gujarat) Private Limited (Formerly Duryodhana Developers Private Limited)
(Continue)

Auditor's Responsibility

Our objectives are to obtain reasonable assurance about whether the standalone financial statements as a whole are free from material misstatement, whether due to fraud or error, and to issue an auditor's report that includes our opinion. Reasonable assurance is a high level of assurance, but is not a guarantee that an audit conducted in accordance with SAs will always detect a material misstatement when it exists. Misstatements can arise from fraud or error and are considered material if, individually or in the aggregate, they could reasonably be expected to influence the economic decisions of users taken on the basis of these standalone financial statements.

As part of an audit in accordance with SAs, we exercise professional judgment and maintain professional skepticism throughout the audit. We also:

- Identify and assess the risks of material misstatement of the standalone financial statements, whether due to fraud or error, design and perform audit procedures responsive to those risks, and obtain audit evidence that is sufficient and appropriate to provide a basis for our opinion. The risk of not detecting a material misstatement resulting from fraud is higher than for one resulting from error, as fraud may involve collusion, forgery, intentional omissions, misrepresentations, or the override of internal control.
- Obtain an understanding of internal financial controls relevant to the audit in order to design audit procedures that are appropriate in the circumstances. Under section 143(3)(i) of the Act, we are also responsible for expressing our opinion on whether the Company has adequate internal financial controls system in place and the operating effectiveness of such controls.
- Evaluate the appropriateness of accounting policies used and the reasonableness of accounting estimates and related disclosures made by management.
- Conclude on the appropriateness of management's use of the going concern basis of accounting and, based on the audit evidence obtained, whether a material uncertainty exists related to events or conditions that may cast significant doubt on the Company's ability to continue as a going concern. If we conclude that a material uncertainty exists, we are required to draw attention in our auditor's report to the related disclosures in the standalone financial statements or, if such disclosures are inadequate, to modify our opinion. Our conclusions are based on the audit evidence obtained up to the date of our auditor's report. However, future events or conditions may cause the Company to cease to continue as a going concern.
- Evaluate the overall presentation, structure and content of the standalone financial statements, including the disclosures, and whether the standalone financial statements represent the underlying transactions and events in a manner that achieves fair presentation.

We communicate with those charged with governance regarding, among other matters, the planned scope and timing of the audit and significant audit findings, including any significant deficiencies in internal control that we identify during our audit.

We also provide those charged with governance with a statement that we have complied with relevant ethical requirements regarding independence, and to communicate with them all relationships and other matters that may reasonably be thought to bear on our independence, and where applicable, related safeguards.



DHARMESH PARIKH & CO.

CHARTERED ACCOUNTANTS

303/304, "Milestone", Nr. Drive-in-Cinema, Opp.T.VTower, Thaltej,
Ahmedabad-380 054. Phone: 91-79-27474466 Fax: 91-79-27479955

Independent Auditor's Report

RE: Adani Wind Energy (Gujarat) Private Limited (Formerly Duryodhana Developers Private Limited)
(Continue)

Report on Other Legal and Regulatory Requirements

1. As required by the Companies (Auditor's Report) Order, 2016 ("the Order") issued by the Central Government of India in terms of sub-section (11) of section 143 of the Act, we give in "Annexure A" statement on the matters specified in the paragraph 3 and 4 of the Order, to the extent applicable
2. As required by section 143(3) of the Act, we report that:
 - a) we have sought and obtained all the information and explanations which to the best of our knowledge and belief were necessary for the purposes of our audit;
 - b) in our opinion proper books of account as required by law have been kept by the Company so far as it appears from our examination of those books;
 - c) the Balance Sheet, the Statement of Profit and Loss, the Statement Cash Flows and the Statement of Changes in Equity dealt with by this Report are in agreement with the books of account;
 - d) in our opinion, the aforesaid Standalone Financial Statements comply with the Indian Accounting Standards specified under Section 133 of the Act, read with the Companies (Indian Accounting Standards) Rules, 2015, as amended;
 - e) on the basis of the written representations received from the directors as on 31st March, 2019 taken on record by the Board of Directors, none of the directors is disqualified as on 31st March, 2019 from being appointed as a director in terms of Section 164(2) of the Act;
 - f) With respect to the adequacy of the internal financial controls over financial reporting of the Company and the operating effectiveness of such controls, refer to our separate report in 'Annexure B';
 - g) with respect to the other matters to be included in the Auditor's Report in accordance with Rule 11 of the Companies (Audit and Auditors) Rules, 2014, in our opinion and to the best of our information and according to the explanations given to us:
 - i. The Company does not have any pending litigations which would impact its financial position;
 - ii. The Company did not have any long-term contracts including derivative contracts for which there were any material foreseeable losses.
 - iii. There were no amounts which were required to be transferred to the Investor Education and Protection Fund by the Company.
3. With respect to the matters to be included in the Auditor's Report in accordance with the requirements of section 197(16) of the Act, as amended:
According to the information and explanations given to us and on the basis of our examination of the records of the Company, managerial remuneration has not been paid /provided. Accordingly, reporting under section 197(16) of the Act is not applicable.

Place: Ahmedabad
Date: 14th May, 2019



For, DHARMESH PARIKH & CO.

Chartered Accountants
Firm Reg. No. 112054W

Kanti Gothi

Kanti Gothi

Partner

Membership No. 127664

DHARMESH PARIKH & CO.

CHARTERED ACCOUNTANTS

303/304, "Milestone", Nr. Drive-in-Cinema, Opp.T.VTower, Thaltej,
Ahmedabad-380 054. Phone: 91-79-27474466 Fax: 91-79-27479955


Annexure - A to the Independent Auditor's Report

RE: Adani Wind Energy (Gujarat) Private Limited (Formerly Duryodhana Developers Private Limited)

(Referred to in Paragraph 1 of our Report of even date)

The Annexure referred to in our Independent Auditor's Report to the members of the Company on the Ind AS financial statements for the year ended 31st March, 2019, we report that:

- (i) (a) The Company has maintained proper records showing full particulars, including quantitative details and situation of fixed assets.
- (b) The Company has a regular programme of physical verification of its fixed assets by which all fixed assets are verified by the management in a phased periodic manner over the period of three years. In accordance with this programme, certain fixed assets were verified during the year and no material discrepancies were noticed on such verification. In our opinion, this periodicity of physical verification is reasonable having regard to the size of the Company and the nature of its assets.
- (c) According to the information and explanations given to us and based on the examination of the registered sale deed / transfer deed / conveyance deed provided to us, we report that, the title deeds of immovable properties are held in the name of the Company.
- (ii) The Company does not carry any Inventory. Accordingly the provisions of paragraph 3 (ii) (a) & (b) of the Order are not applicable.
- (iii) According to the information and explanation given to us and the records produced to us for our verification, the company has not granted loans, secured or unsecured to companies, firms, Limited Liability Partnerships or other parties covered in the register maintained under section 189 of the Companies Act, 2013. Accordingly the provisions of paragraph 3 (iii) (a) to (c) of the Order are not applicable.
- (iv) In our opinion and according to the information and explanations given to us, the Company has not granted any loans, or provided any guarantees or security under Section 185. According to the information and explanations given to us, the Company is engaged in the business of providing infrastructural facilities and accordingly the provisions of section 186 (except subsection (1) of Section 186) of the Act are not applicable to the Company. In our opinion, and according to the information and explanations given to us, the Company has made investment referred in Section 186(1) of the Act and have complied with the provisions of Section 186 of the Act.
- (v) The Company has not accepted any deposits from the public and hence the directives issued by the Reserve Bank of India and the provisions of Sections 73 to 76 or any other relevant provisions of the Act and the Companies (Acceptance of Deposit) Rules, 2015 with regard to the deposits accepted from the public are not applicable.
- (vi) The Central Government has not prescribed the maintenance of cost records under Section 148(1) of the Act for any of the products manufactured or services rendered by the Company. Accordingly, the provisions of clause 3(vi) of the Order are not applicable.
- (vii) (a) According to the information and explanations given to us and on the basis of our examination of the records of the Company, amounts deducted/ accrued in the books of account in respect of undisputed statutory dues including income tax, Goods and service tax, employees' state insurance, provident fund and other material statutory dues have generally been deposited regularly during the year by the Company with the appropriate authorities. As explained to us, the Company did not have any dues on account of sales tax, value added tax, service tax.



DHARMESH PARIKH & CO.

CHARTERED ACCOUNTANTS

303/304, "Milestone", Nr. Drive-in-Cinema, Opp.T.VTower, Thaltej,
Ahmedabad-380 054. Phone: 91-79-27474466 Fax: 91-79-27479955

Annexure - A to the Independent Auditor's Report

RE: Adani Wind Energy (Gujarat) Private Limited (Formerly Duryodhana Developers Private Limited)
(Continue)

(Referred to in Paragraph 1 of our Report of even date)

According to the information and explanations given to us, no undisputed amounts payable in respect of income tax and other material statutory dues were in arrears as at 31st March, 2019 for a period of more than six months from the date they became payable.

- (b) According to the records of the Company and representations made by the Management, there are no statutory dues as mentioned in paragraph 3(vii)(a) which have not been deposited on account of any dispute.
- (viii) In our opinion and according to the information and explanations given to us, the Company has not defaulted in repayment of dues to its bankers or to any financial institutions. The Company did not have any outstanding debentures or dues to government during the year.
- (ix) According to the information and explanations given to us and based on our examination of the records of the Company, the Company has not raised any moneys by way of initial public offer or further public offer (including debt instruments) during the year. In our opinion and according to the information and explanations given to us, the term loans taken by the Company have been applied for the purpose for which they are raised.
- (x) During the course of our examination of the books and records of the company, carried out in accordance with the generally accepted auditing practice in India, and according to the information and explanation given to us, we have neither come across any instance of material fraud by the company or on the company by its officers or employees, noticed or reported during the year, nor have we been informed of any such case by the management.
- (xi) According to the information and explanations given to us and on the basis of our examination of the records of the Company, managerial remuneration has not been paid/provided. Accordingly the provisions of Clauses 3(xi) of the Order are not applicable.
- (xii) In our opinion, the Company is not a nidhi Company. Accordingly the provisions of Clauses 3 (xii) of the Order are not applicable.
- (xiii) As per information and explanation given to us and on the basis of our examination of the records of the Company, all the transaction with related parties are in compliance with section 177 and 188 of Companies Act 2013 and all the details have been disclosed in Ind AS Financial Statements as required by the applicable Indian Accounting Standards.
- (xiv) According to the information and explanations given to us and on the basis of our examination of the records, the Company has not made any preferential allotment or private placement or not issued any debenture during the year under review. Accordingly the provisions of paragraph 3(xiv) of the Order are not applicable.
- (xv) According to the information and explanations given to us and on the basis of our examination of the records, Company has not entered into any non-cash transactions with any director or any person connected with him. Accordingly the provisions of Clauses 3(xv) of the Order are not applicable to the Company.



DHARMESH PARIKH & CO.

CHARTERED ACCOUNTANTS

303/304, "Milestone", Nr. Drive-in-Cinema, Opp.T.VTower, Thaltej,
Ahmedabad-380 054. **Phone: 91-79-27474466 Fax: 91-79-27479955**

Annexure - A to the Independent Auditor's Report

RE: Adani Wind Energy (Gujarat) Private Limited (Formerly Duryodhana Developers Private Limited)
(Continue)

(Referred to in Paragraph 1 of our Report of even date)

(xvi) In our opinion, the company is not required to be registered under section 45 IA of the Reserve Bank of India Act, 1934 and accordingly, the provisions of clause 3(xvi) of the Order are not applicable.

Place : Ahmedabad
Date : 14th May, 2019



For, **DHARMESH PARIKH & CO.**
Chartered Accountants
Firm Reg. No. 112054W

A handwritten signature in black ink, appearing to read "Kanti Gothi".

Kanti Gothi
Partner
Membership No. 127664

DHARMESH PARIKH & CO.

CHARTERED ACCOUNTANTS

303/304, "Milestone", Nr. Drive-in-Cinema, Opp.T.VTower, Thaltej,
Ahmedabad-380 054. Phone: 91-79-27474466 Fax: 91-79-27479955

Annexure – B to the Independent Auditor's Report

RE: Adani Wind Energy (Gujarat) Private Limited (Formerly Duryodhana Developers Private Limited)

(Referred to in Paragraph 2(f) of our Report of even date)

Report on the Internal Financial Controls under Clause (i) of sub-section 3 of section 143 of the Companies Act 2013 (the act).

Opinion

We have audited the internal financial controls over financial reporting of the company as of 31st March, 2019 in conjunction with our audit of the Standalone Financial Statements of the company for the year ended on that date.

In our opinion, the Company has, in all material respects, an adequate internal financial controls system over financial reporting and such internal financial controls over financial reporting were operating effectively as at 31st March 2019, based on the internal control over financial reporting criteria established by the Company considering the essential components of internal control stated in the Guidance Note on Audit of Internal Financial Controls Over Financial Reporting issued by the Institute of Chartered Accountants of India.

Management's Responsibilities for Internal Financial Controls

The Company's management is responsible for establishing and maintaining internal financial controls based on the internal control over financial reporting criteria established by the Company considering the essential components of internal control stated in the Guidance Note on Audit of Internal Financial Controls over Financial Reporting issued by the Institute of Chartered Accountants of India (ICAI). These responsibilities include the design, implementation and maintenance of adequate internal financial controls that were operating effectively for ensuring the orderly and efficient conduct of its business, including adherence to company's policies, the safeguarding of its assets, the prevention and detection of frauds and errors, the accuracy and completeness of the accounting records, and the timely preparation of reliable financial information, as required under the Companies Act, 2013.

Auditors' Responsibility

Our responsibility is to express an opinion on the Company's internal financial controls over financial reporting based on our audit. We conducted our audit in accordance with the Guidance Note on Audit of Internal Financial Controls Over Financial Reporting (the Guidance Note) and the Standards on Auditing, issued by ICAI and deemed to be prescribed under section 143(10) of the Companies Act, 2013, to the extent applicable to an audit of internal financial controls, both applicable to an audit of Internal Financial Controls and, both issued by the Institute of Chartered Accountants of India. Those Standards and the Guidance Note require that we comply with ethical requirements and plan and perform the audit to obtain reasonable assurance about whether adequate internal financial controls over financial reporting was established and maintained and if such controls operated effectively in all material respects.

Our audit involves performing procedures to obtain audit evidence about the adequacy of the internal financial controls system over financial reporting and their operating effectiveness. Our audit of internal financial controls over financial reporting included obtaining an understanding of internal financial controls over financial reporting, assessing the risk that a material weakness exists, and testing and evaluating the design and operating effectiveness of internal control based on the assessed risk. The procedures selected depend on the auditor's judgment, including the assessment of the risks of material misstatement of the Standalone Financial Statements, whether due to fraud or error.



DHARMESH PARIKH & CO.

CHARTERED ACCOUNTANTS

303/304, "Milestone", Nr. Drive-in-Cinema, Opp.T.VTower, Thaltej,
Ahmedabad-380 054. **Phone: 91-79-27474466 Fax: 91-79-27479955**

Annexure – B to the Independent Auditor's Report

RE: Adani Wind Energy (Gujarat) Private Limited (Formerly Duryodhana Developers Private Limited)
(continue)

(Referred to in Paragraph 2(f) of our Report of even date)

We believe that the audit evidence we have obtained is sufficient and appropriate to provide a basis for our audit opinion on the Company's internal financial controls system over financial reporting.

Meaning of Internal Financial Controls over Financial Reporting

A company's internal financial control over financial reporting is a process designed to provide reasonable assurance regarding the reliability of financial reporting and the preparation of financial statements for external purposes in accordance with generally accepted accounting principles. A company's internal financial control over financial reporting includes those policies and procedures that

- (1) pertain to the maintenance of records that, in reasonable detail, accurately and fairly reflect the transactions and dispositions of the assets of the company;
- (2) provide reasonable assurance that transactions are recorded as necessary to permit preparation of financial statements in accordance with generally accepted accounting principles, and that receipts and expenditures of the company are being made only in accordance with authorizations of management and directors of the company; and
- (3) provide reasonable assurance regarding prevention or timely detection of unauthorized acquisition, use, or disposition of the company's assets that could have a material effect on the financial statements.

Inherent Limitations of Internal Financial Controls over Financial Reporting

Because of the inherent limitations of internal financial controls over financial reporting, including the possibility of collusion or improper management override of controls, material misstatements due to error or fraud may occur and not be detected. Also, projections of any evaluation of the internal financial controls over financial reporting to future periods are subject to the risk that the internal financial control over financial reporting may become inadequate because of changes in conditions, or that the degree of compliance with the policies or procedures may deteriorate.

Place : Ahmedabad
Date : 14th May, 2019



For, **DHARMESH PARIKH & CO.**
Chartered Accountants
Firm Reg. No. 112054W

A handwritten signature in black ink, appearing to read "Kanti Gothi".

Kanti Gothi
Partner
Membership No. 127664

Particulars	Notes	As at 31st March, 2019 (₹ in Lakhs)	As at 31st March, 2018 (₹ in Lakhs)
ASSETS			
Non - Current Assets			
(a) Property, Plant and Equipment	4.1	23,039.79	25,356.08
(b) Capital Work-In-Progress	4.2	1,400.19	440.61
(c) Intangible Assets	4.3	5.69	0.24
(d) Financial Assets			
(i) Other Financial Assets	5	913.89	-
(e) Income Tax Assets		7.33	1.75
(f) Deferred Tax Assets (net)	6	1,023.80	649.75
(g) Other Non - Current Assets	7	20.92	24.98
Total Non - Current Assets		26,411.61	26,473.41
Current Assets			
(a) Financial Assets			
(i) Investments	8	0.19	814.01
(ii) Trade Receivables	9	186.37	98.77
(iii) Cash and Cash Equivalents	10	519.61	275.53
(iv) Bank balances other than (iii) above	11	254.50	653.27
(v) Other Financial Assets	12	354.26	288.22
(b) Other Current Assets	13	64.52	302.67
Total Current Assets		1,379.45	2,432.47
Total Assets		27,791.06	28,905.88
EQUITY AND LIABILITIES			
Equity			
(a) Equity Share Capital	14	3,326.00	2,701.00
(b) Other Equity	15	(2,729.48)	(1,727.01)
Total Equity		596.52	973.99
Liabilities			
Non-current Liabilities			
(a) Financial Liabilities			
(i) Borrowings	16	18,644.72	19,513.76
(b) Provisions	17	8.34	25.73
Total Non - Current Liabilities		18,653.06	19,539.49
Current Liabilities			
(a) Financial Liabilities			
(i) Borrowings	18	5,192.85	4,780.95
(ii) Trade Payables	19		
i. Total outstanding dues of micro enterprises and small enterprises		1.40	-
ii. Total outstanding dues of creditors other than micro enterprises and small enterprises		91.99	126.87
(iii) Other Financial Liabilities	20	3,226.49	3,403.61
(b) Provisions	21	0.74	61.95
(c) Other Current Liabilities	22	28.01	19.02
Total Current Liabilities		8,541.48	8,392.40
Total Liabilities		27,194.54	27,931.89
Total Equity and Liabilities		27,791.06	28,905.88

The notes referred above are an integral part of these financial statements.

In terms of our report attached

For Dharmesh Parikh & Co.

Chartered Accountants


Firm Registration Number : 112054W

Kanti Gothi

Kanti Gothi

Partner

Membership No. 127664



For and on behalf of the board of directors of
Adani Wind Energy (Gujarat) Private Limited

Sandip Adani
Sandip Adani
Whole time Director
DIN:- 06954918

Raj Kumar Jain
Raj Kumar Jain
Director
DIN:- 07414460

Rahul Kumar
Rahul Kumar
Chief Financial Officer


Pragnesh Darji
Pragnesh Darji
Company Secretary

Place : Ahmedabad

Date : 14th May, 2019

Place : Ahmedabad

Date : 14th May, 2019



ADANI WIND ENERGY (GUJARAT) PRIVATE LIMITED
Statement of Profit and Loss for the year ended 31st March, 2019

adani
Renewables

Particulars	Notes	For the year ended 31st March, 2019 (₹ in Lakhs)	For the year ended 31st March, 2018 (₹ in Lakhs)
Income			
Revenue from Operations	23	3,887.84	2,717.35
Other Income	24	129.47	50.49
Total Income		4,017.31	2,767.84
Expenses			
Employee Benefits Expenses	25	172.45	224.43
Finance Costs	26	2,662.18	1,564.47
Depreciation and Amortisation Expenses	4.1 and 4.3	2,387.04	3,214.65
Other Expenses	27	172.51	128.47
Total Expenses		5,394.18	5,132.02
(Loss) before tax		(1,376.87)	(2,364.18)
Tax Expense:	28		
Current Tax		-	-
Deferred Tax		(374.06)	(649.75)
		(374.06)	(649.75)
(Loss) for the year	Total A	(1,002.81)	(1,714.43)
Other Comprehensive Income			
Items that will not be reclassified to profit or loss:			
Remeasurement of defined benefit plans, net of tax		0.34	0.70
Other Comprehensive Income (After Tax)	Total B	0.34	0.70
Total Comprehensive (loss) for the year	Total (A+B)	(1,002.47)	(1,713.73)
Earnings Per Equity Share (EPS) (Face Value ₹ 10 Per Share)			
Basic and Diluted EPS (₹)	34	(3.26)	(6.90)

The notes referred above are an integral part of these financial statements.

In terms of our report attached

For Dharmesh Parikh & Co.

Chartered Accountants

Firm Registration Number : 112054W

**For and on behalf of the board of directors of
Adani Wind Energy (Gujarat) Private Limited**

Kanti Gothi

Kanti Gothi

Partner

Membership No. 127664



Sandip Adani

Sandip Adani

Whole time Director

DIN:- 06954918

Raj Kumar Jain

Raj Kumar Jain

Director

DIN:- 07414460

Rahul Kumar

Rahul Kumar

Chief Financial Officer

Pragnesh Darji

Pragnesh Darji

Company Secretary

Place : Ahmedabad

Date : 14th May, 2019

Place : Ahmedabad

Date : 14th May, 2019



ADANI WIND ENERGY (GUJARAT) PRIVATE LIMITED

Statement of changes in equity for the year ended 31st March, 2019

adani
Renewables

A. Equity Share Capital

Particulars	No. of Shares	(₹ in Lakhs)
Balance as at 1st April, 2017	24,010,000	2,401.00
Shares issued during the year	3,000,000	300.00
Balance as at 31st March, 2018	27,010,000	2,701.00
Shares issued during the year	6,250,000	625.00
Balance as at 31st March, 2019	33,260,000	3,326.00

B. Other Equity

For the year ended 31st March, 2019

(₹ in Lakhs)

Particulars	Reserves and Surplus	
	Retained Earnings	Total
Balance as at 1st April, 2018	(1,727.01)	(1,727.01)
(Loss) for the year	(1,002.81)	(1,002.81)
Other Comprehensive Income	0.34	0.34
Total Comprehensive (Loss) for the year	(1,002.47)	(1,002.47)
Balance as at 31st March, 2019	(2,729.48)	(2,729.48)

For the period ended 31st March, 2018

(₹ in Lakhs)

Particulars	Reserves and Surplus	
	Retained Earnings	Total
Balance as at 1st April, 2017	(13.28)	(13.28)
(Loss) for the year	(1,714.43)	(1,714.43)
Other Comprehensive Income	0.70	0.70
Total Comprehensive (Loss) for the year	(1,713.73)	(1,713.73)
Balance as at 31st March, 2018	(1,727.01)	(1,727.01)

In terms of our report attached

For Dharmesh Parikh & Co.

Chartered Accountants

Firm Registration Number : 112054W

Kanti Gothi

Partner

Membership No. 127664

For and on behalf of the board of directors of
Adani Wind Energy (Gujarat) Private Limited

Sandip Adani

Whole time Director

DIN:- 06954918

Rahul Kumar

Chief Financial Officer

Raj Kumar Jain

Director

DIN:- 07414460

Praghosh Darji

Company Secretary

Place : Ahmedabad

Date : 14th May, 2019

Place : Ahmedabad

Date : 14th May, 2019



Particulars	For the year ended 31st March, 2019 (₹ in Lakhs)	For the year ended 31st March, 2018 (₹ in Lakhs)
(A) Cash flow from operating activities		
(loss) before tax	(1,376.87)	(2,364.18)
Adjustment for:		
Interest Income	(55.52)	(24.30)
Income from Mutual Fund	(72.41)	(26.19)
Foreign Exchange Fluctuation gain (Unrealised)	(0.96)	-
Depreciation and amortisation expenses	2,387.04	3,214.65
Finance Costs	2,662.18	1,564.47
	3,543.46	2,364.45
Working Capital Adjustments:		
(Increase) / Decrease in Operating Assets		
Other Non-Current Assets	(0.67)	-
Trade Receivables	(87.60)	(98.25)
Other Current Assets	238.16	(97.10)
Other Financial Assets	(68.36)	(183.85)
Increase / (Decrease) in Operating Liabilities		
Trade Payables	(32.52)	126.38
Non - Current Provisions	(17.39)	25.73
Current Provisions	(60.88)	62.65
Other Current Liabilities	8.99	(56.26)
	(20.27)	(220.70)
Cash generated from operations	3,523.19	2,143.75
Less : Income Tax Paid (Net of Refunds)	(5.58)	(1.75)
Net cash generated from operating activities	(A) 3,517.61	2,142.00
(B) Cash flow from investing activities		
Expenditure on construction and acquisition of Property, Plant and Equipment and Intangible assets (including capital advances and capital work-in-progress)	(2,326.56)	(24,708.91)
Proceeds from / (Investment in) mutual fund (net)	886.23	(787.82)
Margin money / Fixed deposits (placed) (net)	(515.12)	(653.27)
Interest received	57.84	17.46
Net cash (used in) investing activities	(B) (1,897.61)	(26,132.54)
(C) Cash flow from financing activities		
Proceeds from issue of Equity Share Capital	625.00	300.00
Proceeds from Non - Current borrowings	1,150.00	19,700.00
Repayment of Non - Current borrowings	(852.49)	-
Proceeds from Current borrowings (net)	411.90	3,908.84
Finance Costs Paid	(2,710.33)	(1,651.38)
Net cash (used in) / generated from financing activities	(C) (1,375.92)	22,257.45
Net Increase / (decrease) in cash and cash equivalents	(A)+(B)+(C) 244.08	(1,733.08)
Cash and cash equivalents at the beginning of the year	275.53	2,008.61
Cash and cash equivalents at the end of the year	519.61	275.53
Notes to Cash flow Statement :		
1 Reconciliation of Cash and cash equivalents with the Balance Sheet:		
Cash and cash equivalents as per Balance Sheet (refer note: 10)	519.61	275.53
	519.61	275.53



Particulars	For the year ended 31st March, 2019 (₹ in Lakhs)	For the year ended 31st March, 2018 (₹ in Lakhs)
-------------	--------------------------------------------------------	--------------------------------------------------------

- 2 As per the amendment in "Ind AS 7 Statement of Cash flows : Disclosure of changes in liabilities arising from financing activities, including both changes arising from cash flows and non-cash changes are included below. This amendment has become effective from 1st April, 2017 and the required disclosure is made below. There is no other impact on the financial statements due to this amendment.

Particulars	As at 1st April, 2018	Cash Flows	Changes in fair values (Including Exchange Rate Difference)	As at 31st March, 2019
Non - Current borrowings (refer note 16 and 20)	19,513.76	297.51	(58.01)	19,753.26
Current borrowings (refer note 18)	4,780.95	411.90	-	5,192.85

Particulars	As at 1st April, 2017	Cash Flows	Changes in fair values (Including Exchange Rate Difference)	As at 31st March, 2018
Non - Current borrowings (refer note 16 and 20)	-	19,700.00	(186.24)	19,513.76
Current borrowings (refer note 18)	872.11	3,908.84	-	4,780.95

- 3 The Cash Flow Statement has been prepared under the 'Indirect Method' as set out in Ind AS 7 'Statement of Cash Flows'.

The notes referred above are an integral part of these financial statements.

In terms of our report attached

For Dharmesh Parikh & Co.

Chartered Accountants

Firm Registration Number : 112054W

Kanti Gothi

Kanti Gothi

Partner

Membership No. 127664



For and on behalf of the board of directors of
Adani Wind Energy (Gujarat) Private Limited

Sandip Adani

Sandip Adani

Whole time Director

DIN:- 06954918

Raj Kumar Jain

Raj Kumar Jain

Director

DIN:- 07414460

Rahul Kumar

Rahul Kumar

Chief Financial Officer

Pragmeesh Darji

Pragmeesh Darji

Company Secretary

Place : Ahmedabad

Date : 14th May, 2019

Place : Ahmedabad

Date : 14th May, 2019



1 Corporate information

Adani Wind Energy (Gujarat) Private Limited, "The Company" is a private limited company domiciled in India and incorporated on 23rd June, 2015 as a 100 % subsidiary of Adani Green Energy Limited. Adani group having its presence in thermal power generation, ports, mining and agri business, has also forayed into development of solar parks, solar power generation and wind power generation projects. The Company has been incorporated with a view to develop wind power generation project. The Company has implemented wind power project having capacity of 30 MW at Rojmal, District- Bhavnagar in the state of Gujarat and 18 MW at Sadla, District- Surendranagar in the state of Gujarat. The Company gets synergetic benefit of the integrated value chain of Adani group.

2 Significant accounting policies

2.1 Statement of compliance

The financial statements have been prepared in accordance with Ind AS notified under the Companies (Indian Accounting Standards) Rules, 2015 amended from time to time and other accounting principles generally accepted in India.

2.2 Basis of preparation and presentation

The Financial Statements of the Company have been prepared in accordance with Indian Accounting Standards (Ind AS) notified under section 133 of the Companies Act, 2013, read with the Companies (Indian Accounting Standards) Rules, 2015 amended from time to time and other accounting principles generally accepted in India.

The Financial Statements have been prepared on a going concern basis under the historical cost convention except for Investments in mutual funds and certain financial assets and liabilities that are measured at fair values whereas net defined benefit (asset)/ liability are valued at fair value of plan assets less defined benefit obligation at the end of each reporting period, as explained in the accounting policies below.

2.3 Summary of significant accounting policies

a Property, plant and equipment

i. Recognition and measurement

Property, plant and equipment are stated at acquisition cost less accumulated depreciation and accumulated impairment losses, if any. All costs, including borrowing costs incurred up to the date the asset is ready for its intended use, is capitalised along with respective asset.

Cost of an item of property, plant and equipment comprises its purchase price, including import duties and non-refundable purchase taxes, after deducting trade discounts and rebates, any directly attributable cost of bringing the item to its working condition for its intended use. The cost of a self-constructed item of property, plant and equipment comprises the cost of materials and direct labour, any other costs directly attributable to bringing the item to working condition for its intended use, and estimated costs of dismantling and removing the item and restoring the site on which it is located.

If significant parts of an item of property, plant and equipment have different useful lives, then they are accounted for as separate items (major components) of property, plant and equipment.

ii. Subsequent measurement

Subsequent expenditure is capitalised only if it is probable that the future economic benefits associated with the expenditure will flow to the Company.

iii. Depreciation

Depreciation is calculated using the Straight Line basis over the useful life of property, plant and equipment which is considered based on life prescribed in Schedule II to the Companies Act, 2013, except in case of the Plant and machinery, wherein the life of the assets has been estimated at 30 years based on technical assessment taking into account the nature of assets, the estimated usage of the assets, the operating condition of the assets, anticipated technical changes, manufacturer warranties and maintenance support. In case of major components identified, depreciation is provided based on the useful life of each such component based on technical assessment, if materially different from that of the main asset.

iv. Derecognition

An item of property, plant and equipment is derecognised upon disposal or when no future economic benefits are expected to arise from the continued use of the asset. Any gain or loss arising on the disposal or retirement of an item of property, plant and equipment is determined as the difference between the sales proceeds and the carrying amount of the asset and is recognised in statement of profit and loss.

b Intangible Assets

i. Recognition and measurement

Intangible assets acquired separately are carried at cost less accumulated amortisation and any accumulated impairment losses.

ii. Amortisation

Amortisation is recognised on a Written Down Value basis over their estimated useful lives. Estimated useful life of the Computer Software is 5 years.

iii. Derecognition

An intangible asset is derecognised on disposal, or when no future economic benefits are expected from use or disposal. Gains or losses arising from derecognition are recognised in statement of profit and loss.


c Capital Work in Progress

Expenditure related to and incurred during implementation of capital projects to get the assets ready for intended use is included under "Capital Work in Progress". The same is allocated to the respective items of property plant and equipment on completion of construction/ erection of the capital project/ property plant and equipment.

d Financial Instruments

Trade receivables and debt securities issued are initially recognised when they originated. All other financial assets and financial liabilities are recognised when the Company becomes a party to the contractual provisions of the instruments.

A financial asset and financial liability is initially measured at fair value. Transaction costs that are directly attributable to the acquisition or issue of financial assets and financial liabilities (other than financial assets and financial liabilities at fair value through profit and loss) are added to or deducted from the fair value of the financial assets or financial liabilities, as appropriate, on initial recognition. Transaction costs directly attributable to the acquisition of financial assets or financial liabilities at fair value through profit and loss are recognised immediately in statement of profit and loss.



e Financial assets

Initial recognition and measurement

All financial assets, except investment in subsidiaries and associates are recognised initially at fair value.

Subsequent measurement

For purposes of subsequent measurement, financial assets are classified based on assessment of business model in which it is held. This assessment is done for portfolio of the financial assets. The relevant categories are as below:

i) At amortised cost

Loans and receivables are non-derivative financial assets with fixed or determinable payments that are not quoted in an active market and which are not classified as financial assets at fair value through profit and loss or for-sale fair value through profit and loss. Subsequently, these are measured at amortized cost using the effective interest method less any impairment losses. These include trade receivables, finance receivables, balances with banks, short-term deposits with banks, other financial assets and investments with fixed or determinable payments. These assets are held for the purpose of collecting contractual cash flows which represent solely payment of principal and interest.

ii) At fair value through Other comprehensive income (FVOCI)

A financial asset is measured at FVOCI if it meets both of the following conditions and is not designated as at FVTPL:

- the asset is held within a business model whose objective is achieved by both collecting contractual cash flows and selling financial assets; and
- the contractual terms of the financial asset give rise on specified dates to cash flows that are solely payments of principal and interest on the principal amount outstanding.

iii) At fair value through profit and loss (FVTPL)

Financial assets which are not measured at amortised cost and are held for trading are measured at FVTPL.

Fair value changes related to such financial assets including derivative contracts are recognised in the statement of profit and loss.

Business Model Assessment

The Company makes an assessment of the objectives of the business model in which a financial asset is held because it best reflects the way business is managed and information is provided to management.

The assessment of business model comprises the stated policies and objectives of the financial assets, management strategy for holding the financial assets, the risk that affects the performance etc. Further management also evaluates whether the contractual cash flows are solely payment of principal and interest considering the contractual terms of the instrument.

Derecognition of financial assets

The Company derecognises a financial asset when the contractual rights to the cash flows from the financial asset expire, or it transfers the rights to receive the contractual cash flows in a transaction in which substantially all of the risks and rewards of ownership of the financial asset are transferred or in which the Company neither transfers nor retains substantially all of the risks and rewards of ownership and does not retain control of the financial asset.

On derecognition of a financial asset in its entirety, the difference between the asset's carrying amount and the sum of the consideration received and receivable and the cumulative gain or loss that had been recognised in other comprehensive income and accumulated in equity is recognised in statement of profit and loss if such gain or loss would have otherwise been recognised in statement of profit and loss on disposal of that financial asset.

Impairment of Financial assets

The Company applies the expected credit loss model for recognising impairment loss on financial assets measured at amortised cost, trade receivables and other contractual rights to receive cash or other financial asset.

Expected credit losses rate the weighted average of credit losses with the respective risks of default occurring as the weights. Credit loss is the difference between all contractual cash flows that are due to the Company in accordance with the contract and all the cash flows that the Company expects to receive (i.e. all cash shortfalls), discounted at the original effective interest rate. The Company estimates cash flows by considering all contractual terms of the financial instrument through the expected life of that financial instrument.

When making the assessment of whether there has been a significant increase in credit risk since initial recognition, the Company uses the change in the risk of a default occurring over the expected life of the financial instrument instead of the change in the amount of expected credit losses. To make that assessment, the Company compares the risk of a default occurring on the financial instrument as at the reporting date with the risk of a default occurring on the financial instrument as at the date of initial recognition and considers reasonable recognition and considers reasonable and supportable information, that is available without undue cost or effort, that is indicative of significant increases in credit risk since initial recognition.

For trade receivables or any contractual right to receive cash or another financial asset that result from transactions that are expedient as permitted under Ind AS 109. Expected credit loss allowance on trade receivables is computed based on a provision matrix which takes into account historical credit loss experience and adjusted for forward looking information. At every reporting date, the historical observed default rates are updated and changes in the forward-looking estimates are analysed.

Loss allowances for financial assets measured at amortised cost are deducted from the gross carrying amount of the assets.



f Financial liabilities and equity instruments

Classification as debt or equity

Debt and equity instruments issued by the Company are classified as either financial liabilities or as equity in accordance with the substance of the contractual arrangements and the definitions of a financial liability and an equity instrument.

Equity instruments

An equity instrument is any contract that evidences a residual interest in the assets of an entity after deducting all of its liabilities. Equity instruments issued by the Company are recognised at the proceeds received, net of direct issue costs.

Financial liabilities

All financial liabilities are measured at amortised cost using the effective interest method or at FVTPL.

Financial liabilities at amortised cost

Financial liabilities that are not held-for-trading and are not designated as at FVTPL are measured at amortised cost at the end of subsequent accounting periods. The carrying amounts of financial liabilities that are subsequently measured at amortised cost are determined based on the effective interest method. Interest expense that is not capitalised as part of costs of an asset is included in the 'Finance costs' line item.

The effective interest method is a method of calculating the amortised cost of a financial liability and of allocating interest expense over the relevant period. The effective interest rate is the rate that exactly discounts estimated future cash payments (including all fees and points paid or received that form an integral part of the effective interest rate, transaction costs and other premiums or discounts) through the expected life of the financial liability, or (where appropriate) a shorter period, to the net carrying amount on initial recognition.

Trade and other payables are recognised at the transaction cost, which is its fair value, and subsequently measured at amortised cost.

Financial liabilities at FVTPL

A financial liability may be designated as at FVTPL upon initial recognition if:

- such designation eliminates or significantly reduces a measurement or recognition inconsistency that would otherwise arise;
- the financial liability whose performance is evaluated on a fair value basis, in accordance with the Company's documented risk management;

Fair value changes related to such financial liabilities including derivative contracts like forward currency contracts, cross currency swaps, options, interest rate futures and interest rate swaps to hedge its foreign currency risks and interest rate risks, are recognised in the statement of profit and loss.

Derecognition of financial liabilities

The Company derecognises financial liabilities when, and only when, the Company's obligations are discharged, cancelled or have expired. An exchange between with a lender of debt instruments with substantially different terms is accounted for as an extinguishment of the original financial liability and the recognition of a new financial liability. Similarly, a substantial modification of the terms of an existing financial liability is accounted for as an extinguishment of the original financial liability and the recognition of a new financial liability. The difference between the carrying amount of the financial liability derecognised and the consideration paid and payable is recognised in statement of profit and loss.

g Current and non-current classification

The Company presents assets and liabilities in the balance sheet based on current/ non-current classification. An asset is treated as current when it is:

- Expected to be realised or intended to be sold or consumed in normal operating cycle
- Held primarily for the purpose of trading
- Expected to be realised within twelve months after the reporting period, or
- Cash or cash equivalent unless restricted from being exchanged or used to settle a liability for at least twelve months after the reporting period

All other assets are classified as non-current.

A liability is current when:

- It is expected to be settled in normal operating cycle
- It is held primarily for the purpose of trading
- It is due to be settled within twelve months after the reporting period, or
- There is no unconditional right to defer the settlement of the liability for at least twelve months after the reporting period

The Company classifies all other liabilities as non-current.

Deferred tax assets and liabilities are classified as non-current assets and liabilities.

The operating cycle is the time between the acquisition of assets for processing and their realisation in cash and cash equivalents. The Company has identified twelve months as its operating cycle.

h Functional currency

These financial statements are presented in Indian Rupees (INR), which is also the Company's functional currency. All amounts have been rounded-off to the nearest lakhs, unless otherwise indicated.


Foreign currencies

Transactions in foreign currencies are initially recorded by the Company at its functional currency spot rates at the date the transaction first qualifies for recognition.

Monetary assets and liabilities denominated in foreign currencies are translated at the functional currency spot rates of exchange at the reporting date.

Non-monetary items that are measured in terms of historical cost in a foreign currency are translated using the exchange rates at the dates of the initial transactions.

Exchange differences are recognized in the statement of profit and loss except exchange differences on foreign currency borrowings relating to assets under construction for future productive use, which are included in the cost of those assets when they are regarded as an adjustment to interest costs on those foreign currency borrowings.



i Revenue recognition

Effective 1st April, 2018, the Company has adopted Ind AS 115 - Revenue from Contracts with Customers (Ind AS 115, the standard), using the cumulative effect method for transition. Accordingly, the Company applied Ind AS 115 to contracts that were not completed as of 1 April, 2018 but the comparative periods have not been adjusted. The adoption of the standard did not have any material impact to the financial statements.

Revenue from contracts with customers is recognised when control of the goods or services are transferred to the customer at an amount that reflects the consideration to which the Company expects to be entitled in exchange for those goods or services. The Company has generally concluded that it is the principal in its revenue arrangements, because it typically controls the goods or services before transferring them to the customer.

Revenue is measured based on the transaction price, which is the consideration, adjusted for discounts and other incentives, if any, as specified in the contract with the customer. Revenue also excludes taxes or other amounts collected from customers in its capacity as an agent. If the consideration in a contract includes a variable amount, the Company estimates the amount of consideration to which it will be entitled in exchange for transferring the goods to the customer. The variable consideration is estimated at contract inception and constrained until it is highly probable that a significant revenue reversal in the amount of cumulative revenue recognised will not occur when the associated uncertainty with the variable consideration is subsequently resolved.

The accounting policies for the specific revenue streams of the Company as summarized below:

i) Revenue from Power Supply is recognised in terms of the Power Purchase Agreements (PPA) entered with Central and State Distribution Companies and is measured at the value of the consideration received or receivable, net of discounts if any.

ii) Interest income is recognised on Effective Interest Rate (EIR) basis taking into account the amount outstanding and the applicable interest rate. Dividend income is accounted for when the right to receive income is established

iii) Delayed payment charges and interest on delayed payment for power supply are recognized based on reasonable certainty regarding ultimate collection.

Contract Balances

Contract assets

A contract asset is the right to consideration in exchange for goods or services transferred to the customer. If the Company performs by transferring goods or services to a customer before the customer pays consideration or before payment is due, a contract asset is recognised for the earned consideration that is conditional.

Trade receivables

A receivable represents the Company's right to an amount of consideration that is unconditional i.e. only the passage of time is required before payment of consideration is due.

Contract liabilities

A contract liability is the obligation to transfer goods or services to a customer for which the Company has received consideration (or an amount of consideration is due) from the customer. Contract liabilities are recognised as revenue when the Company performs under the contract.*

j Borrowing costs

Borrowing costs are interest and other costs incurred in connection with the borrowing of funds. Borrowing costs directly attributable to the acquisition, construction or production of qualifying assets, which are assets that necessarily take a substantial period of time to get ready for their intended use or sale, are added to the cost of those assets, until such time as the assets are substantially ready for their intended use or sale. Interest income earned on the temporary investment of specific borrowings pending their expenditure on qualifying assets is deducted from the borrowing costs eligible for capitalisation.

All other borrowing costs are recognised in statement of profit and loss in the period in which they are incurred.

k Employee benefits

i) Defined benefit plans:

i) Defined benefit plans: The Company has an obligation towards gratuity, a defined benefit retirement plan covering eligible employees. The Company accounts for the liability for the gratuity benefits payable in future based on an independent actuarial valuation carried out using Projected Unit Credit Method considering discounting rate relevant to Government Securities at the Balance Sheet Date.

Defined benefit costs in the nature of current and past service cost and net interest expense or income are recognized in the statement of profit and loss in the period in which they occur. Actuarial gains and losses on remeasurement is reflected immediately in the balance sheet with a charge or credit recognised in other comprehensive income in the period in which they occur and is reflected immediately in retained earnings and not reclassified to profit and loss. Past service cost is recognised in profit and loss in the period of a plan amendment.

ii) Defined contribution plan:

Retirement Benefits in the form of Provident Fund and Family Pension Fund which are defined contribution schemes are charged to the Project Development Expenditure Account till the commencement of commercial production otherwise the same is charged to the Statement of Profit and Loss for the period in which the contributions to the respective funds accrue.

iii) Compensated Absences:

Provision for Compensated Absences and its classifications between current and non-current liabilities are based on independent actuarial valuation. The actuarial valuation is done as per the projected unit credit method.

iv) Short term employee benefits:

They are recognised at an undiscounted amount in the Statement of Profit and Loss for the year in which the related services are received.



l Taxation

Tax on Income comprises current and deferred tax. It is recognised in statement of profit and loss except to the extent that it relates to a business combination, or items recognised directly in equity or in other comprehensive income.

Current tax

Current tax comprises the expected tax payable or receivable on the taxable income or loss for the year and any adjustment to the tax payable or receivable in respect of previous years. The amount of current tax reflects the best estimate of the tax amount expected to be paid or received after considering the uncertainty, if any, related to income taxes. It is measured using tax rates (and tax laws) enacted or substantively enacted by the reporting date.

Current tax assets and current tax liabilities are offset only if there is a legally enforceable right to set off the recognised amounts, and it is intended to realise the asset and settle the liability on a net basis or simultaneously.

Deferred tax

Deferred tax is recognized for the future tax consequences of deductible temporary differences between the carrying values of assets and liabilities and their respective tax bases at the reporting date, using the tax rates and laws that are enacted or substantively enacted as on reporting date. The measurement of deferred tax reflects the tax consequences that would follow from the manner in which the Company expects, at the reporting date, to recover or settle the carrying amount of its assets and liabilities. Deferred tax is also recognised in respect of carried forward tax losses and tax credits subject to the assessment of reasonable certainty of recovery.

Deferred tax relating to items recognized outside the statement of profit and loss is recognized outside with the underlying items i.e. either in the statement of other comprehensive income or directly in equity as relevant.

m Earnings per share

Basic earnings per share is computed by dividing the profit / (loss) after tax by the weighted average number of equity shares outstanding during the year. Diluted earnings per share is computed by dividing the profit / (loss) after tax as adjusted for the effects of dividend, interest and other charges relating to the dilutive potential equity shares by weighted average number of shares plus dilutive potential equity shares.

n Provisions, Contingent Liabilities and Contingent Assets

Provisions are recognised when the Company has a present obligation (legal or constructive) as a result of a past event, it is probable that an outflow of resources embodying economic benefits will be required to settle the obligation and a reliable estimate can be made of the amount of the obligation. The amount recognised as a provision is the best estimate of the consideration required to settle the present obligation at the end of the reporting period, taking into account the risks and uncertainties surrounding the obligation. Provisions are determined by discounting the expected future cash flows (representing the best estimate of the expenditure required to settle the present obligation at the balance sheet date) at a pre-tax rate that reflects current market assessments of the time value of money and the risks specific to the liability. When the Company expects some or all of a provision to be reimbursed, for example, under an insurance contract, the reimbursement is recognised as a separate asset, but only when the reimbursement is virtually certain. The expense relating to a provision is presented in the statement of profit and loss net of any reimbursement. The unwinding of the discount is recognised as finance cost. Expected future operating losses are not provided for.

Contingent liabilities are not recognised but are disclosed in the notes. Contingent assets are not recognised but are disclosed in the notes where an inflow of economic benefits is probable.

o Impairment of tangible and intangible assets

At the end of each reporting period, the Company reviews the carrying amounts of non-financial assets, other than inventories and deferred tax assets to determine whether there is any indication that those assets have suffered an impairment loss. If any such indication exists, the recoverable amount of the asset is estimated in order to determine the extent of the impairment loss (if any). When it is not possible to estimate the recoverable amount of an individual asset, the Company estimates the recoverable amount of the cash-generating unit to which the asset belongs. Each CGU represents the smallest group of assets that generates cash inflows that are largely independent of the cash inflows of other assets or CGUs. When a reasonable and consistent basis of allocation can be identified, corporate assets are also allocated to individual cash-generating units, or otherwise they are allocated to the smallest group of cash-generating units for which a reasonable and consistent allocation basis can be identified.


Recoverable amount is the higher of fair value less costs of disposal and value in use. In assessing value in use, the estimated future cash flows are discounted to their present value using a pre-tax discount rate that reflects current market assessments of the time value of money and the risks specific to the asset or CGU for which the estimates of future cash flows have not been adjusted.

If the recoverable amount of an asset (or cash-generating unit) is estimated to be less than its carrying amount, the carrying amount of the asset (or CGU) is reduced to its recoverable amount. An impairment loss is recognised immediately in statement of profit and loss. Impairment loss recognised in respect of a CGU is allocated to reduce the carrying amounts of the other assets of the CGU (or group of CGUs) on a pro rata basis.

p Cash and Cash Equivalents

Cash and cash equivalent in the balance sheet comprise cash at banks and on hand and short-term deposits with an original maturity of three months or less, which are subject to an insignificant risk of changes in value.

Cash and cash equivalents for the purpose of Statement of Cash Flow comprise cash and cheques in hand, bank balances, demand deposits with banks where the original maturity is three months or less.



3 Significant accounting judgements, estimates and assumptions

The preparation of the Company's financial statements requires management to make judgments, estimates and assumptions that affect the reported amounts of revenues, expenses, assets and liabilities, and the accompanying disclosures including contingent liabilities. Uncertainty about these assumptions and estimates could result in outcomes that require a material adjustment to the carrying amount of assets or liabilities affected in future periods.

Key Sources of Estimation uncertainty:

The key assumptions concerning the future and other key sources of estimation uncertainty at the reporting date, that have a significant risk of causing a material adjustment to the carrying amounts of assets and liabilities within the next financial year, are described below. Existing circumstances and assumptions about future developments may change due to market changes or circumstances arising that are beyond the control of the Company. Such changes are reflected in the assumptions when they occur.

i) Fair value measurement of financial instruments

In estimating the fair value of financial assets and financial liabilities, the Company uses market observable data to the extent available. Where such Level 1 inputs are not available, the Company establishes appropriate valuation techniques and inputs to the model. The inputs to these models are taken from observable markets where possible, but where this is not feasible, a degree of judgment is required in establishing fair values. Judgments include considerations of inputs such as liquidity risk, credit risk and volatility. Changes in assumptions about these factors could affect the reported fair value of financial instruments.

ii) Defined benefit plans (gratuity benefits)

The cost of the defined benefit gratuity plan and the present value of the gratuity obligation are determined using actuarial valuations. An actuarial valuation involves making various assumptions that may differ from actual developments in the future. These include the determination of the discount rate, future salary increases and mortality rates. Due to the complexities involved in the valuation and its long-term nature, a defined benefit obligation is highly sensitive to changes in these assumptions. All assumptions are reviewed at each reporting date.

iii) Taxes

Significant management judgment is required to determine the amount of deferred tax assets that can be recognised, based upon the likely timing and the level of future taxable profits together with future tax planning strategies and future recoverability of deferred tax assets.

iv) Useful lives of property, plant and equipment

In case of the plant and machinery, in whose case the life of the assets has been estimated at 30 years based on technical assessment, taking into account the nature of the assets, the estimated usage of the asset, the operating condition of the asset, anticipated technological changes, manufacturer warranties and maintenance support, except for major components identified during the year, depreciation on the same is provided based on the useful life of each such component based on technical assessment, if materially different from that of the main asset.

v) Impairment of Non Financial Assets

Impairment exists when the carrying value of an asset or cash generating unit exceeds its recoverable amount, which is the higher of its fair value less costs of disposal and its value in use. The fair value less costs of disposal calculation is based on available data for similar assets or observable market prices less incremental costs for disposing of the asset. The value in use calculation is based on a DCF model. The recoverable amount is sensitive to the discount rate used for the DCF model as well as the expected future cash-inflows and the growth rate used.



4.1 Property, Plant and Equipment

(₹ in Lakhs)

Particulars	As at 31st March, 2019	As at 31st March, 2018
Carrying amount of:		
Tangible assets		
Land - Freehold	126.54	126.54
Plant and Equipment	22,913.24	25,229.51
Computer	0.01	0.03
	23,039.79	25,356.08

(₹ in Lakhs)

Description of Assets	Tangible Assets			
	Land - Freehold	Plant and Equipment	Computer	Total
I. Cost				
Balance as at 1st April, 2017	-	29,635.82	0.09	29,635.91
Additions	126.54	(1,185.31)	-	(1,058.77)
disposals	-	-	-	-
Balance as at 31st March, 2018	126.54	28,450.51	0.09	28,577.14
Additions	-	66.59	-	66.59
disposals	-	-	-	-
Balance as at 31st March, 2019	126.54	28,517.10	0.09	28,643.73
II. Accumulated depreciation and impairment				
Balance as at 1st April, 2017	-	9.17	-	9.17
Depreciation expense	-	3,211.83	0.06	3,211.89
Balance as at 31st March, 2018	-	3,221.00	0.06	3,221.06
Depreciation expense	-	2,382.86	0.02	2,382.88
Balance as at 31st March, 2019	-	5,603.86	0.08	5,603.94

For charges created, refer note 17.



4.2 Capital Work In Progress

As at 31st March, 2019 (₹ in Lakhs)	As at 31st March, 2018 (₹ in Lakhs)
----------------------------------------------	----------------------------------------------

Capital Work In Progress (pertaining to Plant & Equipment)

1,400.19 440.61

Total

1,400.19 440.61

4.3 Other Intangible Assets

(₹ in Lakhs)

Particulars	As at 31st March, 2019	As at 31st March, 2018
Carrying amount of: Intangible assets		
Computer software	5.69	0.24
	5.69	0.24

(₹ in Lakhs)


Description of Assets	Computer software	Total
I. Cost		
Balance as at 1st April, 2017	3.01	3.01
Additions	-	-
disposals	-	-
Balance as at 31st March, 2018	3.01	3.01
Additions	9.61	9.61
disposals	-	-
Balance as at 31st March, 2019	12.62	12.62
II. Accumulated depreciation and impairment		
Balance as at 1st April, 2017	0.01	0.01
Amortisation expense	2.76	2.76
Eliminated on disposal of assets	-	-
Balance as at 31st March, 2018	2.77	2.77
Amortisation expense	4.16	4.16
Eliminated on disposal of assets	-	-
Balance as at 31st March, 2019	6.93	6.93



5 Other Non - Current Financial Assets		As at 31st March, 2019	As at 31st March, 2018
(Unsecured, considered good)		(₹ in Lakhs)	(₹ in Lakhs)
Balances held as Margin Money or security against borrowings		913.89	-
Total		913.89	-
Note:			
(i) Margin money is pledged / lien against letter of credit and other credit facilities.			
6 Deferred Tax Assets (net)		As at 31st March, 2019	As at 31st March, 2018
		(₹ in Lakhs)	(₹ in Lakhs)
Deferred Tax Liabilities			
Difference between book base and tax base of Property, Plant and Equipment		(56.09)	(29.82)
Gross Deferred Tax Liabilities	(a)	(56.09)	(29.82)
Deferred Tax Assets			
Provision for Employee benefits		2.53	24.41
Unabsorbed depreciation		965.19	595.52
Gross Deferred Tax Assets	(b)	967.72	619.93
Net Deferred Tax Asset	Total (a+b)	1,023.81	649.75

(a) Movement in deferred tax Assets (net) for the Financial Year 2018-19

Particulars	Opening Balance as at 1st April, 2018	Recognised in profit and Loss	Recognised in OCI	Closing balance as at 31st March, 2019
Tax effect of items constituting				
Difference between book base and tax base of Property, Plant and Equipment	(29.82)	(26.27)	-	(56.09)
Total	(29.82)	(26.27)	-	(56.09)
Tax effect of items constituting				
Difference between book base and tax base of Property, Plant and Equipment	-	-	-	-
Employee Benefits	24.41	(21.88)	-	2.53
Unabsorbed depreciation	595.52	369.67	-	965.19
Total	619.93	347.79	-	967.72
Net Deferred Tax Asset	649.75	374.06	-	1,023.81



(b) Movement in deferred tax Assets (net) for the Financial Year 2017-18

Particulars	Opening Balance as at 1st April, 2017	Recognised in profit and Loss	Recognised in OCI	Closing balance as at 31st March, 2018
Tax effect of items constituting deferred tax liabilities:				
Difference between book base and tax base of Property, Plant and Equipment	-	(29.82)	-	(29.82)
Total	-	(29.82)	-	(29.82)
Tax effect of items constituting deferred tax assets :				
Employee Benefits	-	24.41	-	24.41
Unabsorbed depreciation	-	595.52	-	595.52
Total	-	619.93	-	619.93
Net Deferred Tax Asset	-	649.75	-	649.75

The Company has entered into long term power purchase agreement with state distribution company for period of 25 years, pursuant to this management is reasonably certain that the unabsorbed depreciation will be utilized. Unabsorbed depreciation can be utilised at any time without any restriction or time-frame.

	As at 31st March, 2019 (₹ in Lakhs)	As at 31st March, 2018 (₹ in Lakhs)
Unused tax losses (revenue in nature)	4,331.25	4,331.10
Total	4,331.25	4,331.10

Unused tax losses will expire in AY 2025-26.

No deferred tax asset has been recognised on the above unutilised tax losses and tax credits as there is no reasonable certainty that sufficient taxable profit will be available in the future against which they can be utilised by the Company.

7 Other Non-current Assets

(Unsecured, Considered Good)

	As at 31st March, 2019 (₹ in Lakhs)	As at 31st March, 2018 (₹ in Lakhs)
Capital advances *	19.80	24.53
Balances with government authorities	0.45	0.45
Staff Relocation Advance	0.67	-
Total	20.92	24.98


*For balances with Related Parties, refer note 37.

8 Current Investments

(Measured at FVTPL)

Investment in Mutual Funds (Unquoted and fully paid)

	As at 31st March, 2019 (₹ in Lakhs)	As at 31st March, 2018 (₹ in Lakhs)
Nil (Previous Year 19,194.45) units of Reliance Liquid Fund- Growth Plan Face Value of ₹ 1000 each	-	813.83
5,621(Previous Year 5,621) units of LIC Nomura Liquid Fund- Direct Growth Plan Face Value of ₹ 1000 each	0.19	0.18
Total	0.19	814.01
Aggregate amount of Unquoted investment	0.19	814.01
Fair Value of Unquoted investment	0.19	814.01



9 Trade Receivables	As at 31st March, 2019 (₹ in Lakhs)	As at 31st March, 2018 (₹ in Lakhs)
Unsecured, Considered Good (refer note 38)	186.37	98.77
Total	186.37	98.77

Note:

(i) For charges created, refer note 16.

10 Cash and Cash equivalents	As at 31st March, 2019 (₹ in Lakhs)	As at 31st March, 2018 (₹ in Lakhs)
Balances with banks	519.61	275.53
In current accounts	519.61	275.53
Total	519.61	275.53

11 Bank balance (other than Cash and Cash equivalents)	As at 31st March, 2019 (₹ in Lakhs)	As at 31st March, 2018 (₹ in Lakhs)
Balances held as Margin Money (refer note (ii) below)	-	584.27
Fixed Deposits (with original maturity for more than three months)	254.50	69.00
Total	254.50	653.27

Note:

(i) For charges created refer note 16.

(ii) Margin Money is pledged / lien against letter of credit and other credit facilities.

12 Other Current Financial Assets (Unsecured, considered good)	As at 31st March, 2019 (₹ in Lakhs)	As at 31st March, 2018 (₹ in Lakhs)
Interest accrued but not due *	4.52	6.84
Contract Assets - Unbilled Revenue (refer note 38)	341.26	280.93
Security deposit	8.48	0.45
Total	354.26	288.22

* For Balance with related parties, refer note 37

13 Other Current Assets (Unsecured, considered good)	As at 31st March, 2019 (₹ in Lakhs)	As at 31st March, 2018 (₹ in Lakhs)
Advance for supply of goods and services *	63.46	299.69
Prepaid Expenses	1.01	1.03
Advance to Employees	0.05	1.95
Total	64.52	302.67

* For Balance with related parties, refer note 37

14 Equity Share Capital	As at 31st March, 2019 (₹ in Lakhs)	As at 31st March, 2018 (₹ in Lakhs)
Authorised Share Capital 3,40,00,000 (As at 31st March, 2018 - 3,40,00,000) equity shares of ₹ 10/- each	3,400.00	3,400.00
Total	3,400.00	3,400.00
Issued, Subscribed and fully paid-up equity shares 3,32,60,000 (As at 31st March, 2018 - 2,70,10,000 equity shares of ₹ 10/- each)	3,326.00	2,701.00
Total	3,326.00	2,701.00

a. Reconciliation of the shares outstanding at the beginning and at the end of the reporting year

Equity Shares

	As at 31st March, 2019		As at 31st March, 2018	
	No. of Shares	(₹ in Lakhs)	No. of Shares	(₹ in Lakhs)
At the beginning of the year	27,010,000	2,701.00	24,010,000	2,401.00
Issued during the year	6,250,000	625.00	3,000,000	300.00
Outstanding at the end of the year	33,260,000	3,326.00	27,010,000	2,701.00



b. Terms/rights attached to equity shares

The Company has only one class of Equity Shares having par value of ₹ 10 per share. Each holder of Equity Shares is entitled to one vote per share. In the event of liquidation of the Company the holders of the Equity Shares will be entitled to receive remaining assets of the Company, after distribution of all preferential amounts. The distribution will be in proportion to the number of Equity Shares held by the share holders. The dividend proposed by the Board of Directors if any, is subject to the approval of shareholders in the ensuing Annual General Meeting, except in case of interim dividend.

c. Shares held by parent entity

Out of equity shares issued by the Company, shares held by its parent company are as under:

	No. of Shares	As at 31st March, 2019 (₹ in Lakhs)	No. of Shares	As at 31st March, 2018 (₹ in Lakhs)
Adani Green Energy Limited (alongwith its nominees)	33,260,000	3,326.00	27,010,000	2,701.00

d. Details of shareholders holding more than 5% shares in the Company

	As at 31st March, 2019		As at 31st March, 2018	
	No. of Shares	% holding in the class	No. of Shares	% holding in the class
Adani Green Energy Limited, Parent company (alongwith its nominees)	33,260,000	100.00%	27,010,000	100.00%
	33,260,000	100.00%	27,010,000	100.00%

15 Other Equity

Retained earnings

	As at 31st March, 2019 (₹ in Lakhs)	As at 31st March, 2018 (₹ in Lakhs)
Opening Balance	(1,727.01)	(13.28)
(Loss) for the year	(1,002.81)	(1,714.43)
Add : Remeasurement of defined benefit plans, net of tax	0.34	0.70
Closing Balance	(2,729.48)	(1,727.01)

Retained earnings represents the amount that can be distributed by the Company as dividends considering the requirements of the Companies' Act, 2013.

16 Non - Current Borrowings

(at amortised cost)

Secured borrowings

	As at 31st March, 2019 (₹ in Lakhs)	As at 31st March, 2018 (₹ in Lakhs)
Term Loan		
From Banks (refer note (i) and (ii) below)	3,660.19	14,013.76
From Financial Institution (refer note (i) and (ii) below)	14,984.53	5,500.00
Total	18,644.72	19,513.76

Note:

(i) Rupee Term Loan from Banks aggregating ₹ 4,087.01 lakhs (Previous Year ₹ 14,200.00 lakhs) and Financial Institutions aggregating ₹ 15,910.51 lakhs (Previous Year ₹ 5,500.00 lakhs) are secured or to be secured by first mortgage and charge on all immovable and / or movable assets including current assets, both present and future of the Company on paripassu basis and are repayable in 68 and 65 structured quarterly installments respectively.

(ii) Rupee Term Loan from Banks aggregating ₹ 4,087.01 lakhs (Previous Year ₹ 14,200.00 lakhs) and Financial Institutions aggregating ₹ 15,910.51 lakhs (Previous Year ₹ 5,500.00 lakhs) are further secured by pledge of 13,775,100 Equity shares (Previous Year Nil Shares) of the Company held by the holding company, Adani Green Energy Limited as first charge on paripassu basis.

17 Non - Current Provisions

	As at 31st March, 2019 (₹ in Lakhs)	As at 31st March, 2018 (₹ in Lakhs)
Provision for Gratuity (refer note 36)	4.15	-
Provision for Compensated Absences (refer note 36)	4.19	25.73
Total	8.34	25.73



18 Current Borrowings

Unsecured Borrowings

From Related Parties (refer note (i) below)

Total

As at
31st March, 2019
(₹ in Lakhs)As at
31st March, 2018
(₹ in Lakhs)

5,192.85

4,780.95

5,192.85

4,780.95

Note:

i) Loans from related parties are repayable within one year from the date of agreement and carry an interest rate ranging from 10% to 11%.

19 Trade Payables

Trade Payables

i. Total outstanding dues of micro enterprises and small enterprises (refer note 39)

ii. Total outstanding dues of creditors other than micro enterprises and small enterprises

Total

As at
31st March, 2019
(₹ in Lakhs)As at
31st March, 2018
(₹ in Lakhs)

1.40

-

91.99

126.87

93.39

126.87

20 Other Current Financial Liabilities

Current maturities of Non - Current borrowings

Interest accrued but not due on borrowings

Retention money payable

Capital Creditors *

Total

As at
31st March, 2019
(₹ in Lakhs)As at
31st March, 2018
(₹ in Lakhs)

1,108.54

-

109.19

99.33

1,818.49

2,298.43

190.27

1,005.85

3,226.49

3,403.61

Note :

* Capital creditors represents the amounts payable for purchase of Property, Plant and Equipment and Capital-Work-In-Progress

21 Current Provisions

Provision for Employee Benefits (refer note 36)

Provision for Gratuity (refer note 36)

Total

As at
31st March, 2019
(₹ in Lakhs)As at
31st March, 2018
(₹ in Lakhs)

0.73

61.95

0.01

-

0.74

61.95

22 Other Current Liabilities

Statutory liabilities

Total

As at
31st March, 2019
(₹ in Lakhs)As at
31st March, 2018
(₹ in Lakhs)

28.01

19.02

28.01

19.02

23 Revenue from Operations

Revenue From Contract with Customers

Revenue from Power Supply

For the year ended
31st March, 2019
(₹ in Lakhs)For the year ended
31st March, 2018
(₹ in Lakhs)

3,887.84

2,717.35

3,887.84

2,717.35

24 Other Income

Income from Mutual fund (refer note (i) Below)

Interest Income (refer note (ii) Below)

Net Gain on foreign currency fluctuation

For the year ended
31st March, 2019
(₹ in Lakhs)For the year ended
31st March, 2018
(₹ in Lakhs)

72.41

26.19

55.52

24.30

1.54

-

129.47

50.49

Notes:

(i) Includes fair value gain of NIL (as at 31st March, 2018 ₹ 11.07 lakhs).

(ii) Consist of interest income from Bank deposits.

25 Employee Benefits Expenses

Salaries, Wages and Bonus

Contribution to provident and other funds

Staff welfare expenses

For the year ended
31st March, 2019
(₹ in Lakhs)For the year ended
31st March, 2018
(₹ in Lakhs)

160.30

200.18

10.33

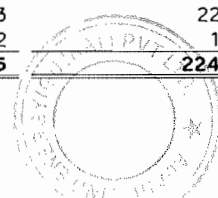
22.59

1.82

1.66

172.45

224.43



26 Finance Costs

(a) Interest Expenses on financial liabilities measured at amortised cost:

Interest on Loans

Interest Expense- Trade Credit & Others

(a)

(b) Other borrowing costs :

Bank Charges & Other Borrowing Costs

(b)

Total (a+b)

27 Other Expenses

Stores and Spares Consumed

Rates and Taxes

Legal & Professional Expenses

Communication Expenses

Transmission Cost

Insurance expenses

Travelling & conveyance expenses

Electricity Expenses

Payment to Auditors

Statutory Audit Fees

Tax Audit Fees

Others

Office Expenses

Repairs and Maintenance

Others

Plant and Equipment

Rent Expenses

Foreign Exchange Fluctuation Loss

Miscellaneous expenses

Total

28 Income Tax

The major components of income tax expense for the years ended 31st March, 2019 and 31st March, 2018 are:

Income Tax Expense :

Current Tax:

Current Income Tax Charge

Total (a)

Deferred Tax

In respect of current year origination and reversal of temporary differences

Total (b)

Total (a+b)

The income tax expense for the year can be reconciled to the accounting profit as follows:

Accounting profit / (loss) before tax

Income tax using the company's domestic tax rate @ 27.84% (as at 31st March, 2018 @ 25.75%)

Tax Effect of :

Incremental depreciation allowable on assets

Provisions disallowed

Current year Losses for which Deferred Tax Asset is created

Non-deductible expenses

Income tax recognised in profit and loss account at effective rate

Total Tax Expense for the year

Net (DTL) / DTA recognised during the year (Refer Note :- 6)

For the year ended
31st March, 2019
(₹ in Lakhs)For the year ended
31st March, 2018
(₹ in Lakhs)

2,636.75

0.21

2,636.96

623.23

900.48

1,523.71

25.22

25.22

2,662.18

40.76

40.76

1,564.47

For the year ended
31st March, 2019
(₹ in Lakhs)For the year ended
31st March, 2018
(₹ in Lakhs)

1.49

10.35

93.23

0.32

-

16.40

33.74

0.24

-

0.30

0.47

0.67

2.34

-

0.19

6.94

3.66

-

2.17

172.51

34.48

21.89

0.07

18.98

17.62

17.19

2.20

-

0.28

0.18

-

-

-

-

-

0.02

15.56

128.47

For the year ended
31st March, 2019
(₹ in Lakhs)For the year ended
31st March, 2018
(₹ in Lakhs)

-

-

-

374.06

374.06

374.06

-

-

-

649.75

649.75

649.75

For the year ended
31st March, 2019
(₹ in Lakhs)For the year ended
31st March, 2018
(₹ in Lakhs)

(1,376.53)

(383.23)

(2,363.48)

(608.60)

179.00

14.21

161.19

28.83

-

-

-

374.06

284.26

22.57

255.98



45.78

-

-

-

649.75



29 Contingent Liabilities and Commitments (to the extent not provided for) :

(i) Contingent Liabilities :

The Honourable Supreme Court of India vide its order dated 28th February, 2019 held that 'Basic Wages' for the contribution towards Provident Fund (PF) should only exclude [in addition to specific exclusions under Section 2(b)(ii) of the Employees Provident Fund Act, 1952]:

- a) amounts that are payable to the employee for undertaking work beyond the normal work which he/she is otherwise required to put in and
- b) allowances which are either variable or linked to any incentive for production resulting in greater output by an employee and that the allowances are not paid across the board to all employees in a particular category or were being paid especially to those who avail the opportunity.

With reference to the above mentioned judgment, the Company's Management is of the view that there is considerable uncertainty around the timing, manner and extent in which the judgment will be interpreted and applied by the regulatory authorities. Management is of the view that any incremental outflow in this regard can only be determined once the position being taken by the regulatory authorities in this regard is known and the Management is able to evaluate all possible courses of action available.

Accordingly, no provision has been currently recognized in the Financial Statements in this regard.

Based on the information available with the Company, there is no contingent liability as at 31st March, 2018.

(ii) Commitments :

Based on the information available with the Company, there is no capital commitment as at 31st March, 2019 (As at 31st March, 2018 NIL).

30 Financial Instruments, Financial Risk and Capital Management :

The Company's risk management activities are subject to the management direction and control under the framework of Risk Management Policy as approved by the Board of Directors of the Company. The Management ensures appropriate risk governance framework for the Company through appropriate policies and procedures and these risks are identified, measured and managed in accordance with the Company's policies and risk.

The Company's financial liabilities comprise mainly of borrowings, trade and other payables. The Company's financial assets comprise mainly of investments, cash and cash equivalents, other balances with banks, loans, trade receivables and other receivables.

The Company has exposure to the following risks arising from financial instruments:

- Market risk
- Credit risk ;
- Liquidity risk ;

Market risk

Market risk is the risk that the fair value of future cash flows of a financial instrument will fluctuate because of changes in market prices. Market risk comprises three types of risk: interest rate risk, currency risk and commodity risk.

i) Interest rate risk

Interest rate risk is the risk that the fair value or future cash flows of a financial instrument will fluctuate because of changes in market interest rates. The Company's exposure to the risk of changes in market interest rates relates primarily to the Company's long-term debt obligations with fixed and floating interest rates.

The Company manages its interest rate risk by having a mixed portfolio of fixed and variable rate loans and borrowings. The Company's borrowings from banks are at floating rate of interest and borrowings from related parties are at fixed rate of interest.

The sensitivity analysis have been carried out based on the exposure to interest rates for instruments not hedged against interest rate fluctuations at the end of the reporting period. The said analysis has been carried on the amount of floating rate non - current liabilities outstanding at the end of the reporting period. A 50 basis point increase or decrease represents the management's assessment of the reasonably possible change in interest rates.

In case of fluctuation in interest rates by 50 basis points and all other variable were held constant, the Company's profit for the year would increase or decrease as follows:

For the year ended 31st March, 2019 (₹ in Lakhs)	For the year ended 31st March, 2018 (₹ in Lakhs)
99.99	97.57

Impact on (Loss) before tax for the year

ii) Foreign Currency risk

Foreign Currency risk is the risk that the future cash flows of a financial instrument will fluctuate because of changes in foreign exchange rates. The Company is exposed to the effects of fluctuation in the prevailing foreign currency exchange rates on its financial position and cash flows. Exposure arises primarily due to exchange rate fluctuations between the functional currency and other currencies from the Company's operating and financing activities.

Every 1% point depreciation / appreciation in the exchange rate between the Indian rupee and U.S.dollar and other currencies on the exposure of USD 0.03 million and EURO 0.02 million as on 31st March, 2019 and Nil as on 31st March, 2018, would have decreased / increased the Company's loss for the year as follows :

For the year ended 31st March, 2019 (₹ in Lakhs)	For the year ended 31st March, 2018 (₹ in Lakhs)
0.37	-

Impact on (Loss) before tax for the year



iii) Price risk

The Company's exposure to price risk in the investment in mutual funds and classified in the balance sheet as fair value through profit or loss. Management monitors the prices closely to mitigate its impact on profit and cash flows. Since these investments are insignificant, the exposure to price changes is minimal.

Credit risk**Trade Receivable:**

Major receivables of the Company are from State distribution Companies (DISCOM) which are Government undertaking. The Company is regularly receiving its dues from DISCOM. Delayed payments carries interest as per the terms of agreements. Trade receivables are due for lesser than one year, accordingly in relation to these dues, the Company does not foresee any significant Credit Risk.

Other Financial Assets:

This comprises mainly of deposits with banks, investments in mutual funds and other intercompany receivables. Credit risk arising from these financial assets is limited and there is no collateral held against these because the counterparties are group companies, banks and recognised financial institutions. Banks and recognised financial institutions have high credit ratings assigned by the international credit rating agencies.

Liquidity risk

Liquidity risk is the risk that the Company will encounter difficulty in meeting the obligations associated with its financial liabilities that are settled by delivering cash or another financial asset. The Company monitors its risk of shortage of funds using cash flow forecasting models. These models consider the maturity of its financial investments, committed funding and projected cash flows from operations. The Company's objective is to provide financial resources to meet its business objectives in a timely, cost effective and reliable manner and to manage its capital structure. A balance between continuity of funding and flexibility is maintained through continued support from lenders, trade creditors as well as through issue of equity shares.

The Company is into recent stage of operations with most of the projects capitalised in the current financial year. The Company expects to generate positive cash flows from operations in order to meet its financial liabilities as they fall due.

Maturity profile of financial liabilities :

The table below provides details regarding the remaining contractual maturities of financial liabilities at the reporting date based on contractual undiscounted payments.

	(₹ in Lakhs)			
As at 31st March, 2019	Less than 1 year	1 to 5 years	More than 5 years	Total
Borrowings	6,301.39	4,449.67	14,195.05	24,946.11
Trade Payables	93.39	-	-	93.39
Other Financial Liabilities	2,117.95	-	-	2,117.95
As at 31st March, 2018	Less than 1 year	1 to 5 years	More than 5 years	Total
Borrowings	4,780.95	1,677.77	17,835.99	24,294.71
Trade Payables	126.87	-	-	126.87
Other Financial Liabilities	3,403.61	-	-	3,403.61

31 Capital Management

The Company's objectives for managing capital is to safeguard continuity and healthy capital ratios in order to support its business and provide adequate return to shareholders through continuing growth. The Company's overall strategy remains unchanged from previous year.

The Company sets the amount of capital required on the basis of annual business and long-term operating plans which include capital and other strategic investments.

The funding requirements are met through a mixture of equity, internal fund generation, and other non - current/current borrowings. The Company's policy is to use current and non - current borrowings to meet anticipated funding requirements. The Company monitors capital on the basis of the net debt to equity ratio.

The Company believes that it will able to meet all its current liabilities and interest obligation on timely manner.


No changes were made in the objectives, policies or processes for managing capital during the years ended as at 31st March, 2019 and as at 31st March, 2018.

Particulars	Note	For the year ended 31st March, 2019 (₹ in Lakhs)	For the year ended 31st March, 2018 (₹ in Lakhs)
Net debt (total debt less cash and cash equivalents)	16, 18 & 10	23,317.96	24,019.18
Total capital	14 & 15	596.52	973.99
Total capital and net debt		23,914.48	24,993.17
Gearing ratio		97.51%	96.10%

32 Fair Value Measurement :

a) The carrying value of financial instruments by categories as of 31st March, 2019 is as follows :

	(₹ in Lakhs)		
Particulars	Fair Value through profit or loss	Amortised cost	Total
Financial Assets			
Cash and cash equivalents	-	519.61	519.61
Bank balances other than cash and cash equivalents	-	254.50	254.50
Investment	0.19	-	0.19
Trade Receivables	-	186.37	186.37
Other Financial assets	-	354.26	354.26
Total	0.19	1,314.74	1,314.93
Financial Liabilities			
Borrowings	-	23,837.57	23,837.57
Trade Payables	-	93.39	93.39
Other Financial Liabilities	-	3,226.49	3,226.49
Total	-	27,157.45	27,157.45



b) The carrying value of financial instruments by categories as of 31st March, 2018 is as follows :

(₹ in Lakhs)			
Particulars	Fair Value through profit or loss	Amortised cost	Total
Financial Assets			
Cash and cash equivalents	-	275.53	275.53
Bank balances other than cash and cash equivalents	-	653.27	653.27
Investment	814.01	-	814.01
Trade Receivables	-	98.77	98.77
Other Financial assets	-	288.22	288.22
Total	814.01	1,315.79	2,129.80
Financial Liabilities			
Borrowings	-	24,294.71	24,294.71
Trade Payables	-	126.87	126.87
Other Financial Liabilities	-	3,403.61	3,403.61
Total	-	27,825.19	27,825.19

33 Fair Value hierarchy :

Particulars		As at 31st March, 2019		
Assets		Level 2	Level 3	Total
Investment		0.19	-	0.19
Total		0.19	-	0.19
Particulars		As at 31st March, 2018		
Assets		Level 2	Level 3	Total
Investment		814.01	-	814.01
Total		814.01	-	814.01

34 Pursuant to the Indian Accounting Standard (Ind AS- 33) – Earnings per Share, the disclosure is as under:

	UOM	For the year ended 31st March 2019	For the year ended 31st March, 2018
Basic and Diluted EPS			
(Loss) attributable to equity shareholders	(₹ in Lakhs)	(1,002.47)	(1,714.43)
Weighted average number of equity shares outstanding during the year	No	30,777,123	24,828,182
Nominal Value of equity share	₹	10	10
Basic and Diluted EPS	₹	(3.26)	(6.91)

35 The details of foreign currency exposures not hedged by derivative instruments are as under :-

		As at 31st March, 2019		As at 31st March, 2018	
Currency	(₹ in Lakhs)	Foreign Currency (in Million)		Foreign Currency (in Million)	
Creditors and Acceptances	USD	23.65	0.03	-	-
Creditors and Acceptances	EURO	13.41	0.02	-	-
		37.06	0.05	-	-

(Closing rate as at 31st March, 2019 : INR/USD-69.155 and INR/EURO - 77.6725)



36 As per Indian Accounting standard 19 "Employee Benefits", the disclosure is as below.

Particulars	For the year ended 31st March, 2019 (₹ in Lakhs)	For the year ended 31st March, 2018 (₹ in Lakhs)
i. Reconciliation of Opening and Closing Balances of Defined Benefit Obligation		
Present Value of Defined Benefit Obligations at the beginning of the Year	49.81	-
Current Service Cost	2.03	7.30
Interest Cost	0.18	3.12
Acquisition adjustment	(47.52)	40.09
Experience variance	(1.53)	(0.70)
Re-measurement (or Actuarial) (gain) / loss arising from:		
change in demographic assumptions	1.14	-
change in financial assumptions	0.05	-
experience variance (i.e. Actual experience vs assumptions)	-	-
Present Value of Defined Benefits Obligation at the end of the Year	4.16	49.81
ii. Reconciliation of Opening and Closing Balances of the Fair value of Plan Assets		
Fair Value of Plan assets at the beginning of the Year	-	-
Expected return on plan assets	-	-
Employer's Contributions	-	-
Benefit paid	-	-
Actuarial gain/(loss) on plan assets	-	-
Fair Value of Plan assets at the end of the Year	-	-
iii. Reconciliation of the Present value of defined benefit obligation and Fair value of plan assets		
Present Value of Defined Benefit Obligations at the end of the Year	4.16	49.81
Fair Value of Plan assets at the end of the Year	-	-
Net Asset / (Liability) recognized in balance sheet as at the end of the year	(4.16)	(49.81)
iv. Gratuity Cost for the Year		
Current service cost	2.03	7.30
Interest cost	0.18	3.12
Expected return on plan assets	-	-
Actuarial Gain / (Loss)	-	-
Past service cost-vested benefit recognised during the year	-	-
Net Gratuity cost recognised in the statement of Profit and Loss	2.20	10.42
v. Other Comprehensive income		
Actuarial (gains) / losses	-	-
Change in demographic assumptions	1.14	-
change in financial assumptions	0.05	-
experience variance (i.e. Actual experience vs assumptions)	1.53	0.70
others	-	-
Return on plan assets, excluding amount recognised in net interest expense	-	-
Re-measurement (or Actuarial) (gain)/loss arising because of change in effect of asset ceiling	-	-
Components of defined benefit costs recognised in other comprehensive income	2.72	0.70
vi. Actuarial Assumptions		
Discount Rate (per annum)	7.60%	7.80%
Expected Annual Increase in Salary Cost	8.00%	8.00%

vii. Sensitivity Analysis

Significant actuarial assumptions for the determination of the defined benefit obligation are discount rate, expected salary increase and mortality. The sensitivity analysis below have been determined based on reasonably possible changes of the assumptions occurring at the end of the reporting period, while holding all other assumptions constant. The results of sensitivity analysis is given below:

Particulars	For the year ended 31st March, 2019 (₹ in Lakhs)	For the year ended 31st March, 2018 (₹ in Lakhs)
Defined Benefit Obligation (Base)	4.16	49.81

Particulars	As at 31st March, 2019 (₹ in Lakhs)		As at 31st March, 2018 (₹ in Lakhs)	
	Decrease	Increase	Decrease	Increase
Discount Rate (- / + 1%)	4.74	3.66	51.14	48.58
(% change compared to base due to sensitivity)	14.10%	-12.10%	2.70%	-2.50%
Salary Growth Rate (- / + 1%)	3.65	4.74	48.57	51.12
(% change compared to base due to sensitivity)	-12.10%	13.90%	-2.50%	2.60%
Attrition Rate (- / + 50%)	4.35	3.97	50.51	49.19
(% change compared to base due to sensitivity)	4.70%	-4.50%	1.40%	-1.20%
Mortality Rate (- / + 10%)	4.16	4.16	49.81	49.81
(% change compared to base due to sensitivity)	0.00%	0.00%	0.00%	0.00%

viii. Asset Liability Matching Strategies

The scheme is managed on unfunded basis.



ix. Effect of Plan on Entity's Future Cash Flows

a) Funding arrangements and Funding Policy

The scheme is managed on unfunded basis.

b) Expected Contribution during the next annual reporting period

The Company's best estimate of Contribution during the next year is ₹ Nil

c) Maturity Profile of Defined Benefit Obligation

Weighted average duration (based on discounted cashflows) - 2 years

(a) Expected cash flows over the next (valued on undiscounted basis):

	(₹ in Lakhs)
1 year	0.01
2 to 5 years	0.34
6 to 10 years	1.83
More than 10 years	10.41

(b) Defined Contribution Plan

Contribution to Defined Contribution Plans recognised in Statement of Profit and Loss for the year is as under :

	For the year ended 31st March, 2019 (₹ in Lakhs)	For the year ended 31st March, 2018 (₹ in Lakhs)
Employer's Contribution to Provident Fund	8.12	10.74
Employer's Contribution to Superannuation Fund	-	1.34

37 Related party transactions

a. List of related parties and relationship

The Management has identified the following entities as related parties of the company for the year ended 31st March, 2019 for the purpose of reporting as per Ind AS 24 - Related Party Disclosure which are as under:

Ultimate Controlling Entity	:	S. B. Adani Family Trust (SBAFT)
	:	Adani Trading Services LLP
	:	Adani Properties Private Limited
	:	Universal Trade and Investments Limited
Ultimate Parent Company	:	Adani Enterprises Limited (up to 31st March, 2018)
	:	Adani Green Energy Limited (w.e.f 1st April, 2018)
Immediate Parent Company	:	Adani Green Energy Limited
Fellow Subsidiaries	:	Adani Green Energy (MP) Limited
	:	Prayatna Developers Private Limited
	:	Parampujya Solar Energy Private Limited
Entities under common control	:	Adani Infra (India) Limited
	:	Adani Infrastructure Management Service Limited
	:	Mundra Solar PV Limited
	:	Adani Power Rajasthan Limited
Key Management Personnel	:	Ashish Garg, Director (upto 26th July, 2018)
	:	Tarun Mathur, Additional Director (w.e.f 26th July, 2018)
	:	Rajkumar Jain, Director
	:	Sandip Adani, Whole time Director
	:	Rahul Kumar, Chief Financial Officer (w.e.f 29th May, 2017)
	:	Pragnesh Darji, Company Secretary

Terms and conditions of transactions with related parties


Outstanding balances of related parties at the year-end are unsecured. There have been no guarantees provided or received for any related party receivables or payables.

Notes:

The names of the related parties and nature of the relationships where control exists are disclosed irrespective of whether or not there have been transactions between the related parties. For others, the names and the nature of relationships is disclosed only when the transactions are entered into by the Company with the related parties during the existence of the related party relationship.

b. Transactions with Related Party

Nature of transaction	Related Party	For the year ended 31st March 2019	(₹ in Lakhs) For the year ended 31st March, 2018
Equity Shares Issued	: Adani Green Energy Limited	625.00	300.00
Loan Taken	: Adani Green Energy Limited	1,341.89	4,423.84
Loan Repaid	: Adani Green Energy Limited	930.00	515.00
Interest expense on loan	: Adani Green Energy Limited	473.39	244.73
	: Adani Enterprises Limited	-	919.50
Purchase of Capital Goods	: Adani Green Energy (MP) Limited	-	37.02
	: Adani Green Energy Ltd	-	28.06
Advance Received for Land	: Parampujya Solar Energy Private Limited	-	127.00
Other Balances Transfer from	: Adani Green Energy Ltd	0.19	12.98
	: Adani Infra (India) Limited	-	55.82
	: Adani Enterprises Limited	0.35	-
	: Mundra Solar PV Limited	0.69	-
	: Adani Power Rajasthan Limited	-	5.03
	: Parampujya Solar Energy Private Limited	-	4.27
Other Balances Transfer to	: Adani Green Energy Limited	110.68	-
	: Adani Infrastructure Management Service Limited	0.48	-
Land Advance Transfer To	: Prayatna Developers Private Limited	6.23	-
Receiving of Services	: Adani Green Energy Limited	67.57	-
	: Adani Infrastructure Management Service Limited	5.88	-



		(₹ in Lakhs)	
		As at	As at
Balances With Related Party		31st March, 2019	31st March, 2018
Borrowings	: Adani Green Energy Limited	5,192.84	4,780.95
	: Adani Enterprises Limited		941.86
	: Adani Green Energy Ltd	408.45	33.11
Accounts Payables	: Adani Green Energy (MP) Limited	-	43.68
	: Adani Infrastructure Management Service Limited	2.20	
	: Parampujya Solar Energy Private Limited	122.73	122.73
	: Adani Power Rajasthan Limited	5.03	5.03
Accounts Receivable	: Adani Enterprises Limited	0.33	-
	: Mundra Solar PV Limited	1.49	-
	: Adani Infra (India) Limited	-	55.82

38 Ind AS 115 Revenue from contracts with customers was issued on 28th March, 2018 and supersedes Ind AS 11 Construction Contracts and Ind AS 18 Revenue and it applies, with limited exception, to all revenue arising from contracts with its customers. Under Ind AS 115, revenue is recognised when a customer obtains control of goods or services. The Company has adopted Ind AS 115 using the cumulative effect method (without practical expedients) with the effect of initially applying this standard recognised at the date of initial application i.e. 1st April, 2018. Accordingly, the comparative information i.e. information for the year ended 31st March 2018, has not been restated. The adoption of the standard did not have any material impact on the financial statements of the company. Additionally, the disclosure requirements in Ind AS 115 have not generally been applied to comparative information.

Contract balances:

(a) The following table provides information about receivables, contract assets and contract liabilities from the contracts with customers.

		(₹ in Lakhs)	
		As at	As at
Particulars		March 31, 2019	April 1, 2018
Trade receivables (refer note 9)		186.37	98.77
Contract assets (refer note 12)		341.26	280.93
The contract assets primarily relate to the Company's right to consideration for work completed but not billed at the reporting date. The contract assets are transferred to receivables when the rights become unconditional. This usually occurs when the company issues an invoice to the Customer. The contract liabilities primarily relate to the advance consideration received from the customers.			

(b) Significant changes in contract assets and liabilities during the period:

		(₹ in Lakhs)	
		As at	As at
Particulars		31st March 2019	31st March 2018
Contract assets reclassified to receivables			280.93

Reconciliation the amount of revenue recognised in the statement of profit and loss with the contracted price:

		(₹ in Lakhs)	
		For the year ended	For the year ended
Particulars		March 31, 2019	March 31, 2018
Revenue as per contracted price			3,927.75
Adjustments			
Discounts			39.91
Revenue from contract with customers			3,887.84

39 Due to micro, small and medium enterprises

Under the Micro Small and Medium Enterprises Development Act, 2006, (MSMED) which came in to force from 2nd October, 2006, certain disclosures are required to be made relating to Micro, Small and Medium enterprises. On the basis of the information and records available with management, outstanding dues to the Micro and Small enterprise as defined in the MSMED Act, 2006 are disclosed as below.


		As at	As at
		31st March, 2019	31st March, 2018
Particulars		(₹ in Lakhs)	(₹ in Lakhs)
Principal amount remaining unpaid to any supplier as at the year end.		1.40	-
Interest due thereon		-	-

Amount of interest paid by the company in terms of section 16 of the MSMED, along with the amount of the payment made to the supplier beyond the appointed day during the accounting year.

Amount of interest accrued and remaining unpaid at the end of the accounting year.

Amount of further interest remaining due and payable even in succeeding years.

The disclosure in respect of the amount payable to enterprises which have provided goods and services to the company and which qualify under the definition of micro and small enterprises, as defined under Micro, Small and Medium Enterprises Development Act, 2006 has been made in the Financial statement as at 31st March, 2019 based on the information received and available with the entities of company. On the basis of such information, no interest is payable to any micro, small and medium enterprises.



40 The Company's activities during the year revolve around wind power generation. Considering the nature of Company's business, as well as based on reviews by the chief operating decision maker to make decisions about resource allocation and performance measurement, there is only one reportable segment in accordance with the requirements of Ind AS - 108 - "Operating Segments", prescribed under Companies (Indian Accounting Standards) Rules, 2015.

41 Recent Indian Accounting Standards (Ind AS)

Standards issued but not yet effective

Ind AS 116 - Leases (effective from 1st April, 2019)

Ind AS 116 Leases replaces existing lease accounting guidance i.e. Ind AS 17 Leases. It sets out principles for the recognition, measurement, presentation and disclosure of leases and requires lessees to account for all leases, except short-term leases and leases for low-value items, under a single on-balance sheet lease accounting model. A lessee recognises a right-of-use asset representing its right to use the underlying asset and a lease liability representing its obligation to make lease payments. Lessor accounting largely unchanged from the existing standard - i.e. lessors continue to classify leases as finance or operating leases.

Based on the preliminary assessment, the Company does not expect any significant impacts on transition to Ind AS 116 on its Net worth. The management is under process of its assessment is based on currently available information and may be subject to changes arising from further reasonable and supportable information when the standard will be adopted. The quantitative impacts would be finalized based on a detailed assessment which has been initiated to identify the key impacts along with evaluation of appropriate transition options.

42 Events occurring after the Balance sheet Date

The Company evaluates events and transactions that occur subsequent to the balance sheet date but prior to approval of the financial statements to determine the necessity for recognition and/or reporting of any of these events and transactions in the financial statements. As of 14th May, 2019, there are no subsequent events to be recognized or reported that are not already disclosed.


43 Previous year figures have been regrouped and rearranged wherever necessary to conform to this year's classification.

44 Approval of financial statements

The financial statements were approved for issue by the board of directors on 14th May, 2019.

In terms of our report attached


For Dharmesh Parikh & Co.
Chartered Accountants
Firm Registration Number : 112054W




Kanti Gothi
Partner
Membership No. 127664




For and on behalf of the board of directors of
Adani Wind Energy (Gujarat) Private Limited



Sandip Adani
Whole time Director
DIN:- 06954918


Rahul Kumar
Chief Financial Officer



Raj Kumar Jain
Director
DIN:- 07414460


Pragmesh Darji
Company Secretary

Place : Ahmedabad
Date : 14th May, 2019

Place : Ahmedabad
Date : 14th May, 2019

